

Electric and magnetic heavy quark diffusion from lattice QCD

Viljami Leino

Helmholtz Institute Mainz, JGU Mainz

Based on:

Nora Brambilla, V.L., Julian Mayer-Steudte, Péter Petreczky: hep-lat/2206.02861

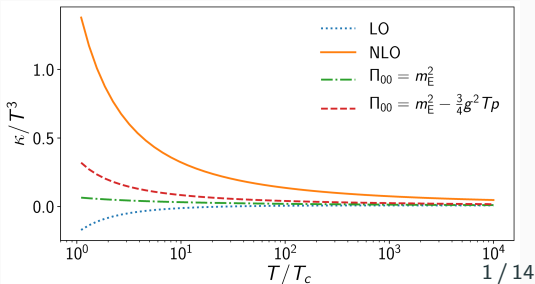
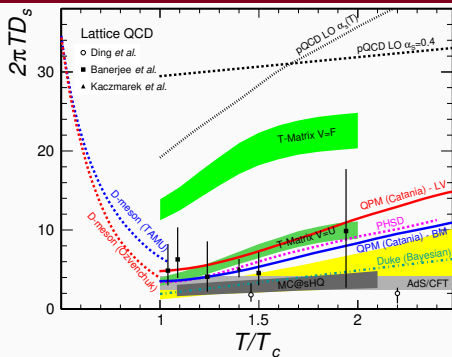
HaSP STRONG2020

München, Germany

14.09.2022

Motivation

- The strongly coupled plasma can be described in terms of transport coefficients
- R_{AA} and ν_2 described by spatial diffusion coefficient D_x
- Different models predicting wide range of values
- Perturbative series unreliable
- HTL has too strict assumption $m_E \ll T$
- Non-perturbative lattice simulations needed



Heavy Quark diffusion

- Heavy quark energy changes only little when colliding with medium

$$E_k \sim T, \quad p \sim \sqrt{MT} \gg T$$

- HQ momentum is changed by random kicks from the medium
→ Brownian motion; Follows Langevin dynamics

$$\frac{dp_i}{dt} = -\frac{\kappa}{2MT} p_i + \xi_i(t), \quad \langle \xi(t) \xi(t') \rangle = \kappa \delta(t - t')$$

- Heavy quark momentum diffusion coefficient κ related also to:

$$\text{Spatial diffusion coefficient } D_s = 2T^2/\kappa,$$

$$\text{Drag coefficient } \eta_D = \kappa/(2MT),$$

$$\text{Heavy quark relaxation time } \tau_Q = \eta_D^{-1}$$

- Considering full Lorentz force:

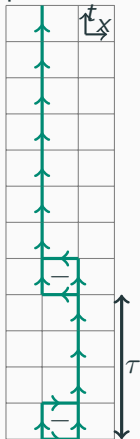
$$F(t) = \dot{p} = q(E + v \times B)(t)$$

- $\langle v^2 \rangle \sim \mathcal{O}(T/M)$ correction to HQ momentum diffusion

$$\kappa_{\text{tot}} \simeq \kappa_E + \frac{2}{3} \langle v^2 \rangle \kappa_B$$

Heavy quark diffusion from lattice: Euclidean Correlator

periodic



periodic

- Traditional approach uses HQ current-current correlators:

Problem: Transport peak at zero

- HQEFT inspired Euclidean correlator is peak free

$$G_E(\tau) = -\frac{1}{3} \sum_{i=1}^3 \frac{\langle \text{Re Tr} [U(\beta, \tau) g E_i(\tau, 0) U(\tau, 0) g E_i(0, 0)] \rangle}{\langle \text{Re Tr} [U(\beta, 0)] \rangle}$$

$$G_B(\tau) = \sum_{i=1}^3 \frac{\langle \text{Re Tr} [U(1/T, \tau) B_i(\tau, 0) U(\tau, 0) B_i(0, 0)] \rangle}{3 \langle \text{Re Tr} U(1/T, 0) \rangle}$$

- Field strength tensor components need discretization
- Choose corner discretization for this study
- On lattice there is a self-energy contribution that generates a multiplicative renormalization
- For chromomagnetic fields there is also a finite anomalous dimension and renormalization is required

Heavy quark diffusion from lattice: Spectral function

$$G_E(\tau) = \int_0^\infty \frac{d\omega}{\pi} \rho(\omega) \frac{\cosh\left(\frac{\omega}{T}\left[\tau T - \frac{1}{2}\right]\right)}{\sinh \frac{\omega}{2T}} \quad \kappa = \lim_{\omega \rightarrow 0} \frac{2T}{\omega} \rho(\omega)$$

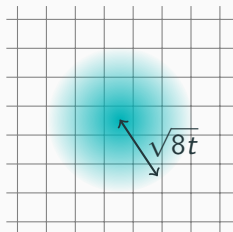
- Euclidean correlator related to spectral function
- Needs inversion of integral equation
- We use simple procedure of modeling $\rho(\omega)$ and comparing to lattice data
 - $\rho(\omega)$ known at IR and UV
 - Connect IR and UV with i) step ii) line
- Related: γ not measured yet

$$\gamma = -\frac{1}{3N_c} \int_0^\infty \frac{d\omega}{2\pi} \frac{\rho(\omega)}{\omega} = -\int_0^\infty d\tau G_E(\tau)$$

Lattice simulations

$\frac{T}{T_c}$	N_t	N_s	β	N_{conf}	$\frac{T}{T_c}$	N_t	N_s	β	N_{conf}
1.5	20	48	7.044	4290	10000	20	48	14.635	1890
	24	48	7.192	4346		24	48	14.792	2280
	28	56	7.321	5348		28	56	14.925	2190
	34	68	7.483	3540		34	68	15.093	1830

- Pure gauge simulations, two temperatures
- Gradient flow with Lüscher-Weisz action
 - Smears the initial gauge field with radius $\sqrt{8t}$
 - + Automatically renormalizes gauge invariant observables
 - + Can be used un-quenched (This work: quenched)
 - Generally needs zero flowtime limit



Renormalization and spectral function: G_E

- Normalize the data with perturbative LO result (also tree-level improve)

$$G_{E,B}^{\text{norm}} = \pi^2 T^4 \left[\frac{\cos^2(\pi T)}{\sin^4(\pi T)} + \frac{1}{3 \sin^2(\pi T)} \right]$$

- On Lattice E has non-physical self-energy contribution
 $Z_E = 1 + g_0^2 \times 0.137718569 \dots + \mathcal{O}(g_0^4)$ (Christensen and Laine PLB02 (2016))
- In practice LO perturbative Z_E not enough, we normalize at a single point instead
- Model the spectral function by connecting known IR and UV behavior with ansatz:

$$\rho_{\text{IR}}(\omega) = \frac{\kappa \omega}{2T}$$
$$\rho_{\text{QCD,naive}}(\omega) = \frac{g^2 C_F \omega^3}{6\pi} \left\{ 1 + \frac{g^2}{(4\pi)^2} \left[N_c \left(\frac{11}{3} \ln \frac{\mu^2}{4\omega^2} + \frac{149}{9} - \frac{8\pi^2}{3} \right) \right] \right\}$$

- Set scale such that NLO UV contribution vanishes

Renormalization and spectral function: G_B

- κ_B more complicated, requires renormalization

$$G_B^{\text{flow,UV}}(\tau, \tau_F) = (1 + \gamma_0 g^2 \ln(\mu \sqrt{8\tau_F}))^2 Z_{\text{flow}} G_B^{\overline{\text{MS}},\text{UV}}(\tau, \mu) + h_0 \cdot (\tau_F/\tau),$$

- Normalize at finite flow time with G^{flow}
- Assuming $h_0 = 0$ for simplicity. We see very little flow time dependence even with this assumption.
- We know Z_E wasn't enough, so we determine Z_{flow} similarly, i.e, just normalize at a point.
- Use same tree-level improvement as for E-correlator
- IR model the same:

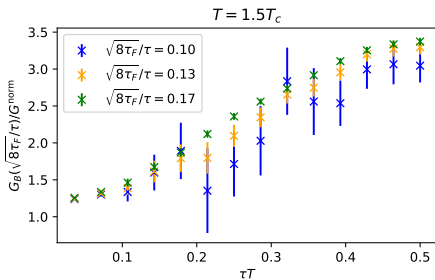
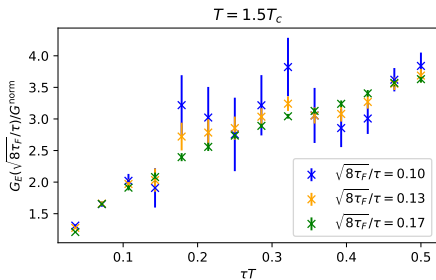
$$\rho_{\text{IR}}(\omega) = \frac{\kappa\omega}{2T}$$

- UV now depends on flow time

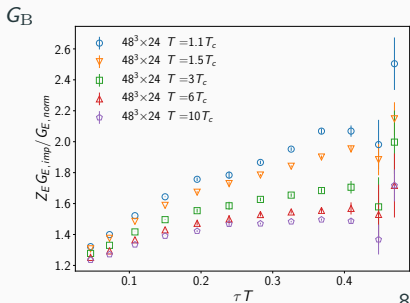
$$\rho_B^{\text{UV}}(\omega, \tau_F) = Z_{\text{flow}} \frac{g^2(\mu)\omega^3}{6\pi} (1 + g^2(\mu)(\beta_0 - \gamma_0) \ln(\mu^2/(A\omega^2))) + g^2(\mu)\gamma_0 \ln(8\tau_F\mu^2)$$

- Again, set the scale such that the second term vanishes

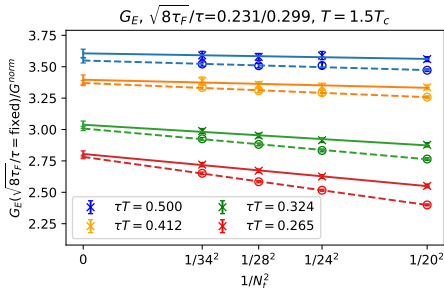
Raw (normalized*, tree-level improved) lattice data



- κ dominant cause for the shape, not flow time
- Very similar shapes for electric and magnetic correlators
- Can see agreement between GF and multilevel (cross-check)



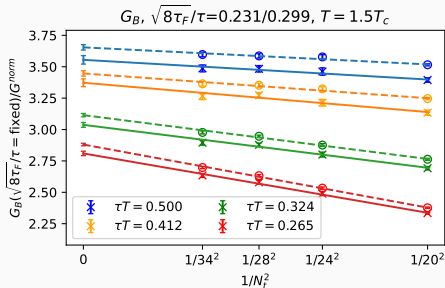
Continuum limit



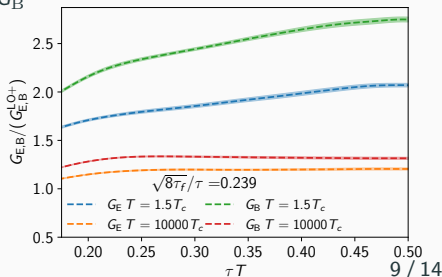
G_E

- Good limits for valid ranges of τT and τ_F

$$\frac{a}{\tau} \leq \frac{\sqrt{8\tau_F}}{\tau} \leq \frac{1}{3}$$

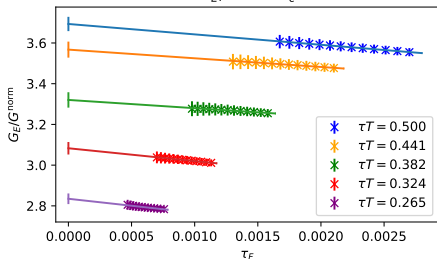


G_B



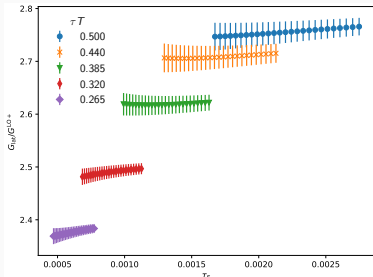
Flow time dependence of G_E and G_B

$G_E, T = 1.5T_c$

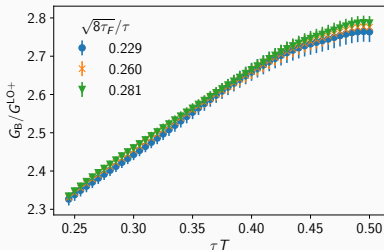


G_E

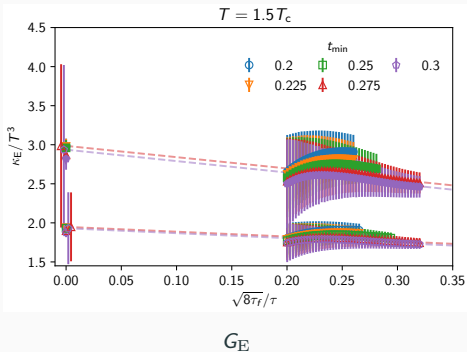
- We observe different small flow time scaling between G_E and G_B
- Flow dependent spectral function seems to remove most of flow dependence from G_B



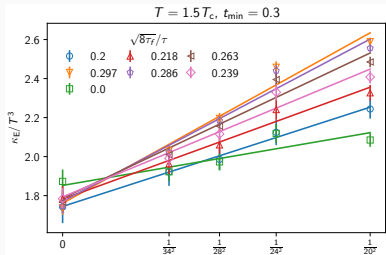
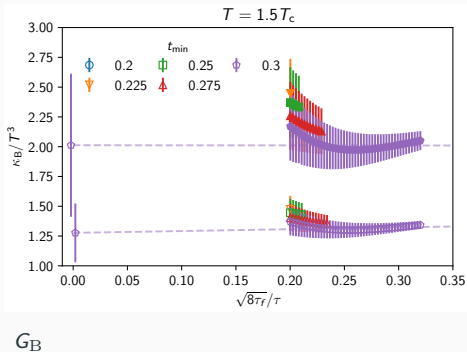
G_B

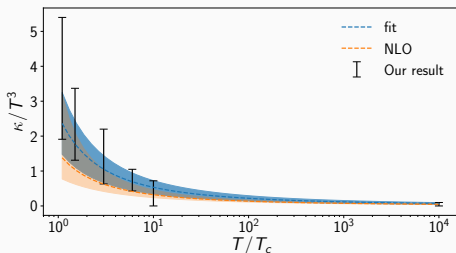
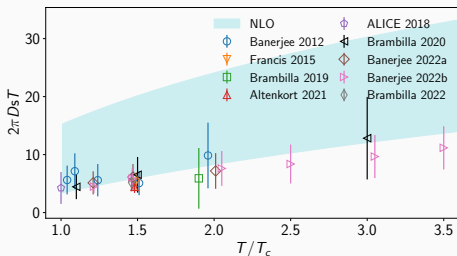


Flow time κ and order of limits



- Very little dependence on flow time
- Ordering of Continuum limit, zero flow time limit, and spectral function inversion doesn't seem to matter much





- Our results:

(Brambilla *et al.* hep-lat/2206.02861)

$$1.7 \leq \kappa_E/T^3 \leq 3.12, \quad T = 1.5$$

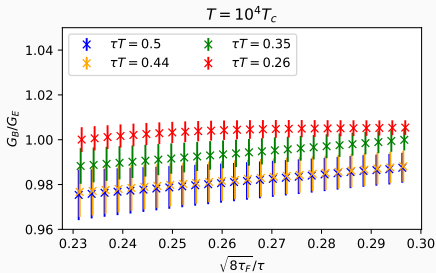
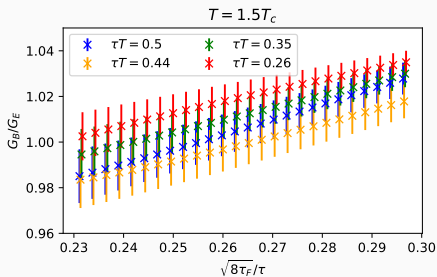
$$0.02 \leq \kappa_E/T^3 \leq 0.16, \quad T = 10^4$$

- Can fit temperature dependence:

$$\frac{\kappa_E^{\text{NLO}}}{T^3} = \frac{g^4 C_F N_c}{18\pi} \left[\ln \frac{2T}{m_E} + \xi + C \frac{m_E}{T} \right].$$

- Other similar lattice studies

Meyer NJP13 (2011),
Ding *et al.* JPG38 (2011),
Banerjee *et al.* PRD85 (2012),
Francis *et al.* PRD92 (2015)
Brambilla *et al.* PRD102 (2020)
Altenkort *et al.* PRD103 (2021)
Banerjee *et al.* hep-lat/2204.14075
Banerjee *et al.* hep-lat/2206.15471



- We get $1.03 \leq \kappa_B/T^3 \leq 2.61$ (In agreement: $1.0 \leq \kappa_B/T^3 \leq 2.1$)
Brambilla et.al. hep-lat/2206.02861
Banerjee et.al. hep-lat/2204.14075

$$\kappa_{\text{tot}} \simeq \kappa_E + \frac{2}{3} \langle v^2 \rangle \kappa_B$$

- Using $\langle v^2 \rangle$ from (Petreczky et.al. Eur. Phys. J. C62 (2009))
- $\langle v^2_{\text{charm}} \rangle \simeq 0.51$ and $\langle v^2_{\text{bottom}} \rangle \simeq 0.3$, we get that the mass suppressed effects on the heavy quark diffusion coefficient is 34% and 20% for the charm and bottom quarks respectively.

Conclusions and Future prospects

- Measured in wide range of temperatures
- Fit temperature dependence
- Agreement to perturbation theory at high T
- Agreement to previous results at small T
- Measured $1/M$ corrections
 - Good agreement with other recent study
 - The mass correction indicated to be 20 to 30% for bottom and charm quarks
- Future prospects:
 - Measure γ from our data
 - Go un-quenched
 - Check adjoint representation to study quarkonium

Conclusions and Future prospects

- Measured in wide range of temperatures
- Fit temperature dependence
- Agreement to perturbation theory at high T
- Agreement to previous results at small T
- Measured $1/M$ corrections
 - Good agreement with other recent study
 - The mass correction indicated to be 20 to 30% for bottom and charm quarks
- Future prospects:
 - Measure γ from our data
 - Go un-quenched
 - Check adjoint representation to study quarkonium

Thank you for your attention!